

05M-NRG Multi-Deck Merchandiser with Synerg-E™

4', 6', 8' & 12' (Deli / Meat)

ELECTRICAL DATA

| Case Length | Fans Per Case | High Efficiency Fans | |
|-------------|---------------|----------------------|-------|
| | | 120 Volts | |
| | | Amps | Watts |
| 4' | 2 | 0.46 | 36.0 |
| 6' | 4 | 0.94 | 70.0 |
| 8' | 4 | 0.94 | 70.0 |
| 12' | 6 | 1.40 | 106.0 |

LIGHTING DATA

| Case Length | Lights Per Row | Light Length | Clearvoyant LED Lighting (Per Light Row) | | | |
|-------------|----------------|--------------|--|-------|----------------------|-------|
| | | | Standard Power (Cornice or Shelf) | | High Power (Cornice) | |
| | | | 120 Volts | | 120 Volts | |
| | | | Amps | Watts | Amps | Watts |
| 4' | 1 | 4' | 0.10 | 11.9 | 0.18 | 21.5 |
| 6' | 2 | 3' | 0.14 | 16.6 | 0.25 | 29.8 |
| 8' | 2 | 4' | 0.20 | 23.8 | 0.36 | 43.0 |
| 12' | 3 | 4' | 0.30 | 35.7 | 0.54 | 64.5 |

GUIDELINES and CONTROL SETTINGS

| BTUH/ft | | Superheat Set Point @ Bulb (°F) | Evaporator (°F) | Discharge Air (°F) | Discharge Air Velocity (FPM) |
|--------------|----------|---------------------------------|-----------------|--------------------|------------------------------|
| Conventional | Parallel | | | | |
| 1486 | 1300 | 6 - 8 | 26 | 30 | 240 |

DEFROST CONTROLS

| Defrosts Per Day | Timed-Off Defrost | |
|------------------|-------------------|-----------------------|
| | Fail-Safe (Min) | Termination Temp (°F) |
| 6 | 40 | 42 |

Hillphoenix

REVISION: 130501_0000

A DOVER COMPANY



All measurements are taken per ASHRAE - 72 - 2005 specifications. Hillphoenix refrigerated display cases for sale in the United States meet or exceed Department of Energy 2012 energy efficiency requirements.

| Defrost Schedule | |
|------------------|---------------------------|
| Defrosts per Day | Time |
| 1 | 12 midnight |
| 2 | 12am - 12pm |
| 3 | 6am - 2pm - 10pm |
| 4 | 12am-6am-12pm-6pm |
| 6 | 12am-4am-8am-12pm-4pm-8pm |

05M-NRG Multi-Deck Merchandiser with Synerg-E™

4', 6', 8' & 12' (Deli / Meat)

NOTES:

- BTUH/ft notes:
 - Listed BTUH/ft data represent unlighted shelves. For LED lighting, add 9 BTUH/ft per row of lighted shelving. For T8 lighted shelves, see Hillphoenix Bluebook Appendix D for BTUH, amp and watt data.
 - BTUH load increases by 132 BTUH/ft when aftermarket merchandising accessories are utilized.
- Listed evaporator temperature represents unlighted shelves. For lighted shelves and/or aftermarket merchandising accessories, reduce the listed evaporator temperature by 2°F.
- Conventional Discharge Air Control – Recommended Settings: Cut-In Temp = Discharge Air + 2°F; Cut-Out Temp = Discharge Air - 2°F.
- Listed discharge air velocity represents the average velocity at the peak of defrost.
- Temperature and defrost settings listed above are recommended start-up settings. Final operational settings may need to be adjusted for the store conditions in which the case operates.
- The recommended evaporator temperatures may need to be adjusted based on system setup, store conditions, etc. The minimum recommended evaporator temperature is 4°F below the listed evaporator temperature.

Hillphoenix

REVISION: 130501_0000

A DOVER COMPANY

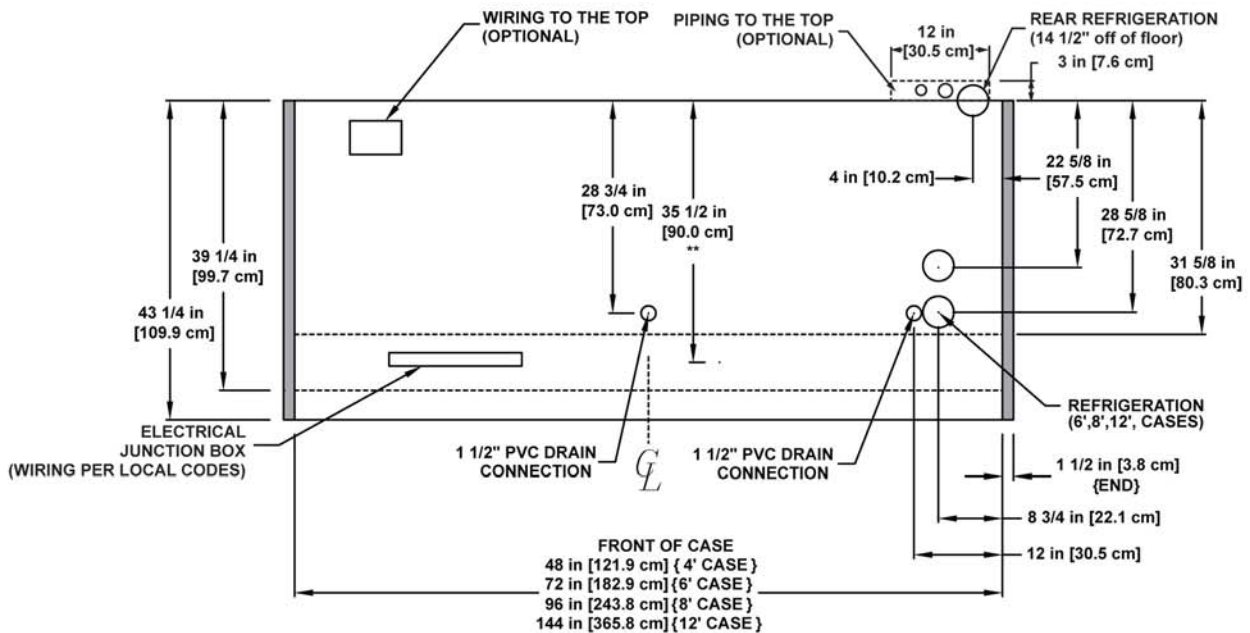
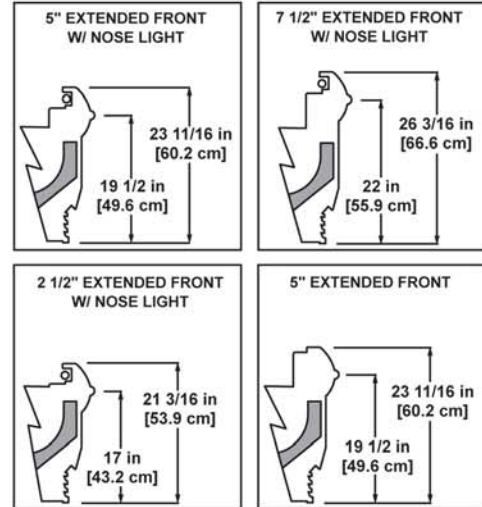
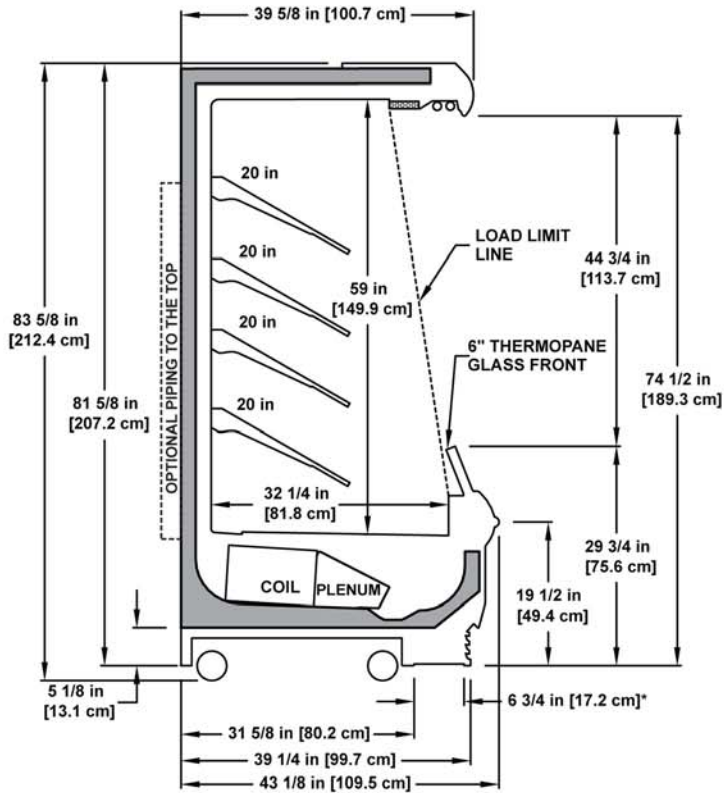


All measurements are taken per ASHRAE - 72 - 2005 specifications. Hillphoenix refrigerated display cases for sale in the United States meet or exceed Department of Energy 2012 energy efficiency requirements.

| Defrost Schedule | |
|------------------|---------------------------|
| Defrosts per Day | Time |
| 1 | 12 midnight |
| 2 | 12am - 12pm |
| 3 | 6am - 2pm - 10pm |
| 4 | 12am-6am-12pm-6pm |
| 6 | 12am-4am-8am-12pm-4pm-8pm |

05M-NRG Multi-Deck Merchandiser with Synerg-E™

4', 6', 8' & 12' (Deli / Meat)



NOTES:

* STUB-UP AREA

** RECOMMENDED STUB-UP CENTERLINE FOR ELECTRICAL AND HUB DRAINS

- FRONT SILL HEIGHT AND OVERALL CASE HEIGHT VARY WITH BASEFRAME HEIGHT
- ENDS ADD APPROXIMATELY 1 INCH TO CASE HEIGHT
- WIRING-TO-THE-TOP ADDS APPROXIMATELY 1 INCH TO CASE HEIGHT
- A 2" MINIMUM AIR GAP IS REQUIRED BETWEEN THE REAR OF THE CASE AND A WALL
- BACK PANELS ADD APPROXIMATELY 1" TO THE REAR OF THE CASE
- SUCTION LINE (4' & 6') - 5/8", SUCTION LINE (8' & 12') - 7/8", LIQUID LINE (ALL LENGTHS) - 3/8"
- AVAILABLE SHELF SIZES: 18" & 20" ARTICULATED ONLY (4 ROWS RECOMMENDED)
- DASHED LINES SIGNIFY AREA INSIDE BASE RAIL BEHIND KICK-PLATE